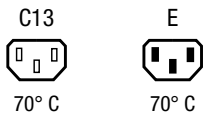


IEC Interconnection Cord with IEC Connector C13, V-Lock, straight



See below:
[Approvals and Compliances](#)

Description

- Interconnection Cord ,
- Protection class I , Pin temperature 70 °C
- with V-Lock interlocking system

Weblinks

[pdf data sheet](#), [html datasheet](#), [General Product Information](#), [Distributor-Stock-Check](#), [Accessories](#), [Detailed request for product](#)

Technical Data

Ratings IEC	10A / 250VAC; 50Hz	Appliance inlet/-outlet	C13 acc. to IEC 60320-3 (for cold conditions) pin-temperature 70 °C, 10A, Protection Class I
Dielectric Strength	> 2 kVDC between L-N > 2 kVAC between L/N-PE (1 min/50Hz)		
Allowable Operation Temperature	-25 °C to 70 °C		
IP-Protection	front side IP20 acc. to IEC 60529		
Protection against electric shock	Suitable for appliances with protection class I acc. to IEC 61140		
Terminal	moulded		
Material: Housing	PVC, black		

Approvals and Compliances

Detailed information on product approvals, code requirements, usage instructions and detailed test conditions can be looked up in [Details about Approvals](#)

SCHURTER products are designed for use in industrial environments. They have approvals from independent testing bodies according to national and international standards. Products with specific characteristics and requirements such as required in the automotive sector according to IATF 16949, medical technology according to ISO 13485 or in the aerospace industry can be offered exclusively with customer-specific, individual agreements by SCHURTER.

Approvals

The approval mark is used by the testing authorities to certify compliance with the safety requirements placed on electronic products.

Approval Reference Type: 6051.2027

Approval Logo	Certificates	Certification Body	Description
	KEMA Approvals	KEMA	Testing of electrotechnical materials

Product standards

Product standards that are referenced

Organization	Design	Standard	Description
	Designed according to	IEC 60320-1	Appliance couplers for household and similar general purposes
	Designed according to	IEC 60320-3	Appliance couplers for household and similar general purposes







Application standards

Application standards where the product can be used

Organization	Design	Standard	Description
	Suitable for applications acc.	IEC/UL 62368-1	Audio/video, information and communication technology equipment - Part 1: Safety requirements

Compliances

The product complies with following Guide Lines

Identification	Details	Initiator	Description
	CE declaration of conformity	SCHURTER AG	The CE marking declares that the product complies with the applicable requirements laid down in the harmonisation of Community legislation on its affixing in accordance with EU Regulation 765/2008.
	UKCA declaration of conformity	SCHURTER AG	The UKCA marking declares that the product complies with the applicable requirements laid down in the British Amendment of Regulation (EC) 765/2008.
	RoHS	SCHURTER AG	Directive RoHS 2011/65/EU, Amendment (EU) 2015/863
	China RoHS	SCHURTER AG	The law SJ / T 11363-2006 (China RoHS) has been in force since 1 March 2007. It is similar to the EU directive RoHS.
	REACH	SCHURTER AG	On 1 June 2007, Regulation (EC) No 1907/2006 on the Registration, Evaluation, Authorization and Restriction of Chemicals 1 (abbreviated as "REACH") entered into force.
		SCHURTER AG	V-Lock system are based on a matching plug-dose combination. The connector is equipped with a notch intended for use with the latching cordset. The cord latching system prevents against accidental removal of the cordset.

Variants

Connector		Cable				Plug				Order Number	
Type	V-Lock	Cord Type	Conductor cross section	Length [m]	Color	Type	Country	Standard	Style		
C13	●	H05W-F3G0.75	3 x 0.75 mm ²	1.2	black	Interconnection	INT	IEC 60320-1	straight	-	6051.2027

Availability for all products can be searched real-time: <https://www.schurter.com/en/info-center/support-tools/stock-check-distributors>

Packaging unit

100 Pcs

Mating Outlets/Connectors

Category / Description

[Appliance Outlet Overview complete](#)



6600-3, Mounting: Screw-on mounting, Appliance Outlet: IEC F, Solder / Quick Connect, 10 A, Suitable for appliances with protection class I	6600-3
6600-4, Mounting: Snap-in version, Appliance Outlet: IEC F, Solder / Quick Connect, 10 A, Suitable for appliances with protection class I	6600-4
6600-5, Mounting: Snap-in version, Appliance Outlet: IEC F, For PCB mounting, 10 A, Suitable for appliances with protection class I	6600-5
6602-4, Mounting: Snap-in version, Appliance Outlet: IEC H, Solder / Quick Connect, 10 A, Suitable for appliances with protection class II	6602-4
6610, Mounting: Snap-in version, Appliance Outlet: IEC F, IDC terminals, 10 A, Suitable for appliances with protection class I	6610

Mating Inlets/Plugs shuttered

» [Overview complete](#)



IEC Appliance Inlet C14, with Line Switch 2-pole, Voltage Selector and Fuseholder 1 or 2-pole	6766
IEC Appliance Inlet C14 with Fuseholder 2-pole, Line Switch 2-pole and Voltage Selector	GRM1
IEC Appliance Inlet C14 with Line Switch, Fuseholder 1- or 2-pole, Voltage Selector (series-parallel), "Lock and Shield" Mounting,	GRM2
IEC Appliance Inlet C14 with Filter, Fuseholder 1- or 2-pole (5x20 mm or 6.3x32 mm), Bowden Line Switch 1- or 2-pole, Voltage Selector (Step)	CD-Bowdencable
IEC Appliance Inlet C14 with High Frequency Filter, X2Y Technology, ECO design, Front- or Rear Side Mounting	5150
	...

[Appliance Inlet Overview complete](#)



6061, Mounting: Screw, Appliance Inlet: IEC C14	6080
6010, Mounting: Snap-in, Solder / quick-connect / screw / PCB, Appliance Inlet: IEC C14	6010
6015, Mounting: Snap-in, Solder / quick-connect / screw / PCB, Appliance Inlet: IEC C18	6015
6048, Mounting: Screw, Appliance Inlet: IEC C14	6048
6061, Mounting: Screw, Appliance Inlet: IEC C14	6061
	...

[IEC Inlet Filter Overview complete](#)



5123, Mounting : Snap-in/screw-on, 8 mm, 15 A, Standard and Medical Version, Appliance Inlet: IEC C14 : 5121, Suitable for appliances with protection class I	5121
5124, Mounting: Screw, Front-/Rear-Side, Filter: Standard and Medical Version, Without fuse holder: 10 A, Themoplast / steel tin-plated Appliance Inlet: IEC C14, Suitable for appliances with protection class I	5124
5123, Mounting: Screw, Front-/Rear-Side, Filter: Standard and Medical Version, Without fuse holder: 10 A, Themoplast / steel tin-plated Appliance Inlet: IEC C14, Suitable for appliances with protection class I or II	5123
5120, Mounting: Screw with plastic flange, Front-/Rear-Side, Filter: Standard and Medical Version, Without fuse holder: 10 A, Themoplast / steel tin-plated Appliance Inlet: IEC C14, Suitable for appliances with protection class I or II	5120
KFS, Mounting: Screw, Front Side, Filter: Standard version, Without fuse holder: 10 A, Appliance Inlet: IEC C14, pre-wired	KFS

[Power Entry Module Overview complete](#)



DF11, Mounting: Screw, Rocker switch: non-illuminated or illuminated 2-pole, Quick connect terminals 6.3 x 0.8 mm, Appliance Inlet: IEC C14, Without fuse holder: Suitable for appliances with protection class I or II 0 DF11, Mounting:Screw, Quick connect terminals 6.3 x 0.8 mm, Without fuse holder: Rocker switch, non-illuminated or illuminated, 2-pole, Appliance Inlet: IEC C14, 250 VAC, prewired, Suitable for appliances with protection class I or II 0 DF11, Power Entry ModuleC14, 55°C, version: L: N: ground: : fuseholder: color: design: dimension S: features: 0 DF11, Mounting: Snap-in/screw-on, Appliance Inlet: IEC C14, Without fuse holder: : black, Suitable for appliances with protection class I or II 0 DF11, Mounting: Snap-in/screw-on8 mm, Quick connect terminals 6.3 x 0.8 mm, IP40.; black, Appliance Inlet: IEC C14, Circuit Breakers TA45, A, non-illuminated, Protection Class I or II 0 DF11, Mounting: Snap-in/screw-on, mm, Without fuse holder: : IEC Suitable for appliances with protection class I or II 0	DF11
DD11, Mounting: Screw-on mounting, Rocker switch: non-illuminated or illuminated 2-pole, Quick connect terminals 4.8 x 0.8 mm, Appliance Inlet: IEC C14, With or without protection cover, Fuseholder: 1-/2-pole, Suitable for appliances with protection class I	DD11
DD21, Mounting: Screw-on mounting Rear Side, Rocker switch: non-illuminated or illuminated 2-pole, additional quick connect 4.8 x 0.8 mm Appliance Inlet: IEC C14, Fuseholder: 1-/2-pole	DD21
DC11, Mounting: Screw, Rocker switch: non-illuminated or illuminated 1-/2-pole, Quick connect terminals 4.8 x 0.8 mm, Appliance Inlet: IEC C14, Without fuse holder: Suitable for appliances with protection class I or II	DC11
DC21, Mounting: Screw Rear Side, Rocker switch: non-illuminated or illuminated 2-pole, Quick connect terminals 4.8 x 0.8 mm Appliance Inlet: IEC C14, Without fuse holder:	DC21
	...

[Power Entry Module with line filter Overview complete](#)



DG12, Mounting : Screw, 8 mm, 15 A, prewired, Standard and Medical Version, Appliance Inlet: IEC C14 C18, Circuit Breakers TA35: DG12, Suitable for appliances with protection class I or II	DG12
DD14, Mounting: Screw-on mounting, Front Side, Filter, Standard and Medical Version, Fuseholder:1-/2-pole, 10 A, Rocker switch: 2-pole, non-illuminated Appliance Inlet: IEC C14, prewired	DD14
DD12, Mounting: Screw-on mounting, Front Side, Filter, Standard and Medical Version, Fuseholder:1-/2-pole, 10 A, Rocker switch: 2-pole, non-illuminated Appliance Inlet: IEC C14, prewired	DD12
DA22 Mounting: Screw-on mounting, Rear Side, PCB, 10 A, Filter: Standard and Medical Version, Fuseholder: 1-/2-pole, Appliance Inlet: IEC C14, Suitable for appliances with protection class I	DA22
DC12, Mounting: Screw, Front-/Rear-Side, Filter, Standard and Medical Version, Without fuse holder:10 A, Rocker switch: 1-/2-pole, non-illuminated or illuminated Appliance Inlet: IEC C14, prewired	DC12
	...

Smart Connector Overview complete



DS11, Mounting: Snap-in, : Quick connect terminals 6.3 x 0.8 mm, Appliance Inlet: IEC C14, V-Lock, Suitable for appliances with protection class I 0 DS11, Mounting: Snap-in, Quick connect terminals 6.3 x 0.8 mm, V-Lock, Appliance Inlet: IEC C14, 250 VAC, prewired or unwired, Suitable for appliances with protection class I 0 DS11, Smart Connector C14, 60°C, version: L: N: ground: : fuseholder: color: design: dimension S: features: 0 DS11, Mounting: Snap-in/ screw-on, Appliance Inlet: IEC C14, : : black, V-Lock, Suitable for appliances with protection class I 0 DS11, Mounting: Snap-in/screw-on 8 mm, Quick connect terminals 6.3 x 0.8 mm, IP40, : black, Appliance Inlet: IEC C14, 15A, illuminated, Protection Class I 0 DS11, Mounting: Snap-in/screw-on, mm, : : IEC Suitable for appliances with protection class I 0

DT31

DS11, Mounting: Snap-in, : Quick connect terminals 6.3 x 0.8 mm, Appliance Inlet: IEC C14, V-Lock, Suitable for appliances with protection class I 0 DS11, Mounting: Snap-in, Quick connect terminals 6.3 x 0.8 mm, V-Lock, Appliance Inlet: IEC C14, 250 VAC, prewired or unwired, Suitable for appliances with protection class I 0 DS11, Smart Connector C14, 60°C, version: L: N: ground: : fuseholder: color: design: dimension S: features: 0 DS11, Mounting: Snap-in/ screw-on, Appliance Inlet: IEC C14, : : black, V-Lock, Suitable for appliances with protection class I 0 DS11, Mounting: Snap-in/screw-on 8 mm, Quick connect terminals 6.3 x 0.8 mm, IP40, : black, Appliance Inlet: IEC C14, 15A, illuminated, Protection Class I 0 DS11, Mounting: Snap-in/screw-on, mm, : : IEC Suitable for appliances with protection class I 0

DS11

Mating Outlets/Connectors shuttered



Appliance Outlet Overview complete

6600-5, Mounting: Snap-in version, Appliance Outlet: IEC F, For PCB mounting, 10 A, Suitable for appliances with protection class I

6600-5



Distribution Unit Overview complete

4751, Mounting: Snap-in, Front Side, Solder pin / quick connect terminals 6.3 x 0.8 / 4.8 x 0.8 mm, x Appliance Outlet: IEC F

4751