


Overview Power Cord with IEC Appliance Connector C19, V-Lock, straight



V-Lock C19 Connector



See below:  
[Approvals and Compliances](#)

**Description**

- Power Supply Cord / Interconnection Cord
- Protection class I , Pin temperature 70 °C
- with V-Lock interlocking system

**Weblinks**

[pdf data sheet](#), [html datasheet](#), [General Product Information](#), [Approvals](#), [Distributor-Stock-Check](#), [Accessories](#), [Detailed request for product](#)

**Technical Data**

Ratings IEC	16A / 250VAC; 50Hz	Appliance inlet/-outlet	C19 acc. to IEC 60320-3
Ratings UL/CSA	20A / 125VAC; 60Hz		IEC 60320-1 , (for cold conditions) pin-temperature 70 °C, 16A, Protection Class I
Dielectric Strength	> 2kVDC between L-N > 2kVAC between L/N-PE (1 min/50Hz)		
Allowable Operation Temperature	-25 °C to 70 °C		
IP-Protection	front side IP20 acc. to IEC 60529		
Protection against electric shock	Suitable for appliances with protection class I acc. to IEC 61140		
Terminal	moulded		
Material: Housing	PVC, black		

**Approvals and Compliances**

Detailed information on product approvals, code requirements, usage instructions and detailed test conditions can be looked up in [Details about Approvals](#)

SCHURTER products are designed for use in industrial environments. They have approvals from independent testing bodies according to national and international standards. Products with specific characteristics and requirements such as required in the automotive sector according to IATF 16949, medical technology according to ISO 13485 or in the aerospace industry can be offered exclusively with customer-specific, individual agreements by SCHURTER.

**Product standards**

Product standards that are referenced

Organization	Design	Standard	Description
	Designed according to	IEC 60320-1	Appliance couplers for household and similar general purposes
	Designed according to	IEC 60320-3	Appliance couplers for household and similar general purposes
	Designed according to	IEC 60320-1	Appliance couplers for household and similar general purposes
	Designed according to	BS 1363-1	Socket-outlets, adapters and connection units







**Application standards**

Application standards where the product can be used

Organization	Design	Standard	Description
	Suitable for applications acc.	IEC/UL 62368-1	Audio/video, information and communication technology equipment - Part 1: Safety requirements

## Compliances

The product complies with following Guide Lines

Identification	Details	Initiator	Description
	<a href="#">CE declaration of conformity</a>	SCHURTER AG	The CE marking declares that the product complies with the applicable requirements laid down in the harmonisation of Community legislation on its affixing in accordance with EU Regulation 765/2008.
	<a href="#">UKCA declaration of conformity</a>	SCHURTER AG	The UKCA marking declares that the product complies with the applicable requirements laid down in the British Amendment of Regulation (EC) 765/2008.
	RoHS	SCHURTER AG	Directive RoHS 2011/65/EU, Amendment (EU) 2015/863
	China RoHS	SCHURTER AG	The law SJ / T 11363-2006 (China RoHS) has been in force since 1 March 2007. It is similar to the EU directive RoHS.
	REACH	SCHURTER AG	On 1 June 2007, Regulation (EC) No 1907/2006 on the Registration, Evaluation, Authorization and Restriction of Chemicals 1 (abbreviated as "REACH") entered into force.
		SCHURTER AG	V-Lock system are based on a matching plug-dose combination. The connector is equipped with a notch intended for use with the latching cordset. The cord latching system prevents against accidental removal of the cordset.

## Variants

Connector		Cable				Plug				Order Number	
Type	V-Lock	Cord Type	Conductor cross section	Length [m]	Color	Type	Country	Standard	Style		
C19	●	H05VV-F3G1.5	3 x 1.5 mm <sup>2</sup>	2.0	black	Australia	AU	AS 3112	straight	-	6051.2050
C19	●	H05VV-F3G1.5	3 x 1.5 mm <sup>2</sup>	6.0	black	Australia	AU	AS 3112	straight	-	3-108-857
C19	●	RVV 300/500 3x1.5	3 x 1.5 mm <sup>2</sup>	2.0	black	China	CN	GB 2099	straight	-	6051.2052
C19	●	RVV 300/500 3x1.5	3 x 1.5 mm <sup>2</sup>	6.0	black	China	CN	GB 2099	straight	-	3-102-501
C19	●	H05VV-F3G1.5	3 x 1.5 mm <sup>2</sup>	2.0	black	Europlug	EU	CEE 7 / VII	angled	-	3-100-965
C19	●	H05VV-F3G1.5	3 x 1.5 mm <sup>2</sup>	2.0	black	Europlug	EU	CEE 7 / VII	straight	-	6051.2043
C19	●	H05VV-F3G1.5	3 x 1.5 mm <sup>2</sup>	3.0	black	Europlug	EU	CEE 7 / VII	angled	-	6051.2103
C19	●	H05VV-F3G1.5	3 x 1.5 mm <sup>2</sup>	6.0	black	Europlug	EU	CEE 7 / VII	straight	-	6051.2123
C19	●	H05VV-F3G1.5	3 x 1.5 mm <sup>2</sup>	1.0	black	Interconnection	INT	IEC 60320-1	straight	-	6051.2147
C19	●	H05VV-F3G1.5 / SJT 3x14 AWG	3 x 1.5 mm <sup>2</sup> / 14 AWG	1.0	black	Interconnection	INT	IEC 60320-1	straight	-	6051.2197
C19	●	H05VV-F3G1.5 / SJT 3x14 AWG	3 x 1.5 mm <sup>2</sup> / 14 AWG	2.0	black	Interconnection	INT	IEC 60320-1	straight	-	3-100-362
C19	●	H05VV-F3G1.5 / SJT 3x14 AWG	3 x 1.5 mm <sup>2</sup> / 14 AWG	3.0	black	Interconnection	INT	IEC 60320-1	straight	-	3-100-363
C19	●	VCTF 3x2.0	3 x 2 mm <sup>2</sup>	2.0	black	Japan	JP	JIS 8303	straight	-	6051.2051
C19	●	SJT 3x14 AWG	3 x 14 AWG	2.0	black	North America	USA	NEMA 5-15P	straight	-	6051.2041
C19	●	SJT 3x14 AWG	3 x 14 AWG	2.5	black	North America	USA	NEMA 6-15P	straight	-	6051.2042
C19	●	SJT 3x14 AWG	3 x 14 AWG	3.0	white	North America	USA	NEMA 5-15P	straight	-	6051.2131
C19	●	SJT 3x14 AWG	3 x 14 AWG	6.0	black	North America	USA	NEMA 5-15P	straight	-	3-102-524
C19	●	SJT 3x14 AWG	3 x 14 AWG	6.0	black	North America	USA	NEMA 5-15P	straight	-	6051.2141
C19	●	H05VV-F3G1.5	3 x 1.5 mm <sup>2</sup>	2.5	black	Switzerland	CH	SEV Typ 23	straight	-	6051.2045
C19	●	H05VV-F3G1.5	3 x 1.5 mm <sup>2</sup>	6.0	black	Switzerland	CH	SEV Typ 23	straight	-	3-124-069
C19	●	H05VV-F3G1.5	3 x 1.5 mm <sup>2</sup>	2.0	black	United Kingdom	UK	BS 1363	angled	-	6051.2048

Connector		Cable				Plug					Order Number
Type	V-Lock	Cord Type	Conductor cross section	Length [m]	Color	Type	Country	Standard	Style		
C19	●	H05VV-F3G1.5	3 x 1.5 mm <sup>2</sup>	6.0	black	United Kingdom	UK	BS 1363	angled	-	3-107-922
C19	●	H05VV-F3G1.5	3 x 1.5 mm <sup>2</sup>	3.0	black	uninsulated wires	-	-	-	-	6051.2109
C19	●	H05VV-F3G1.5	3 x 1.5 mm <sup>2</sup>	6.0	black	uninsulated wires	-	-	-	-	6051.2129

Availability for all products can be searched real-time: <https://www.schurter.com/en/info-center/support-tools/stock-check-distributors>

**Packaging unit** see variants

### Mating Inlets/Plugs shuttered

#### Category / Description

#### [Appliance Inlet Overview complete](#)



GSP4, Mounting: Screw, additional ground terminal IP20, Appliance Inlet, C20	GSP4
4798, Mounting: Screw, IP40 / IP54, Appliance Inlet: IEC C20, Suitable for appliances with protection class I	4798
1601, Mounting: Screw, Solder terminal in line with PIN-axis, IP20, Appliance Inlet, C20	1601
4793, Mounting: Snap-in, IP30, Appliance Inlet: IEC C20, Suitable for appliances with protection class I or II	4793
IEC Appliance Inlet C20, Snap-in Mounting, Front Side, Solder or Quick Connect Terminal	1624

...

#### [IEC Inlet Filter Overview complete](#)



IEC Appliance Inlet C20 with Filter, ECO design, front or rear side Mounting	5130
C20F, Mounting: Screw Front-/Rear-Side, Filter: Standard and Medical Version, Capacitor: X2, 16 A, Solder / quick connect / wires (stranded), prewired	C20F

#### [Power Entry Module Overview complete](#)



IEC Appliance Inlet C20 with Circuit Breaker TA45	EF11
EC11, Mounting: Screw, Rocker switch: non-illuminated or illuminated 2-pole, Appliance Inlet IEC C20, Quick connect terminals 6.3 x 0.8 mm, prewired	EC11
6136, Mounting: mm Rocker switch: non-illuminated or illuminated 1-pole, Appliance Inlet IEC C20, Quick connect terminals 6.3 x 0.8 mm, unwired 0 0 0 0 0	6136

#### [Power Entry Module with line filter Overview complete](#)



EC12, Mounting: Screw Front Side, Filter: Standard and Medical Version, Capacitor: X2, 16 A, Quick connect terminals 6.3 x 0.8 mm, prewired	EC12
IEC Appliance Inlet C20 with Filter, Circuit Breaker TA45 (recessed)	EF12